


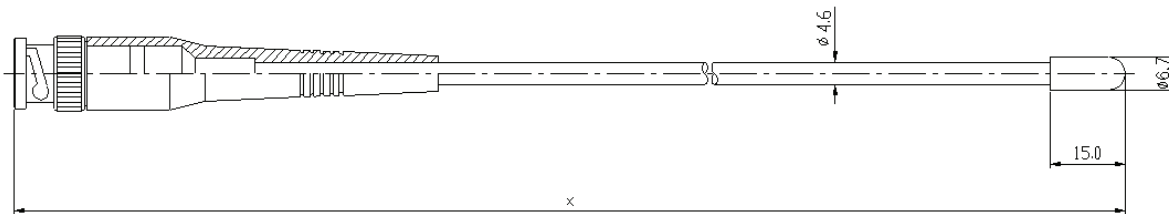


Quarterwave Antennas 140-400 MHz

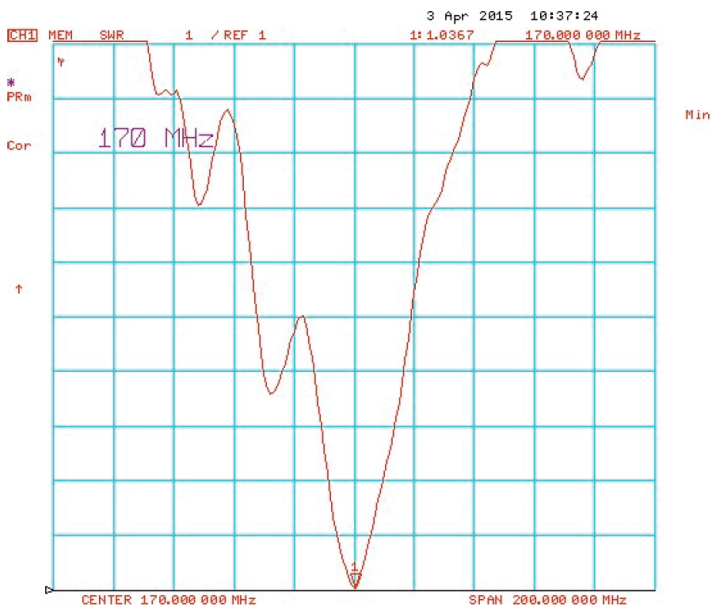
type 13204



Type of antenna	$\lambda/4$ Whip Antenna
Centre Frequency	Version depending
V.S.W.R	< 2.0
Nominal impedance	50 Ω
Gain	2 dBi
Radiator	\varnothing 4.6 PC Element
Connector	BNC Male or custom design
Antenna Base	Urethane
Total Length	479 \pm 3mm (170 MHz)



VSWR (170 MHz version)




WiMo Antennen und Elektronik GmbH


Am Gäxwald 14, D-76863 Herxheim Tel. (07276) 96680 FAX 9668-11

<http://www.wimo.com>

e-mail: info@wimo.com

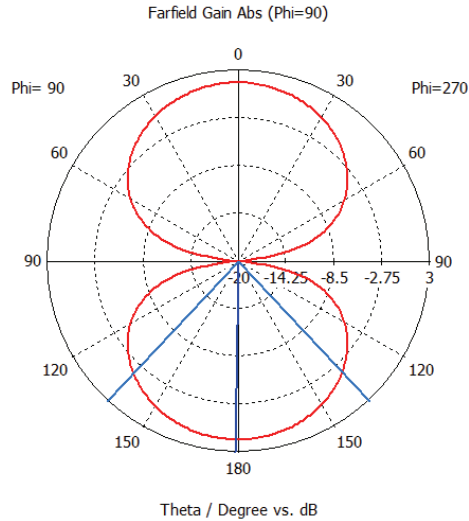


Quarterwave Antennas 140-400 MHz type 13204



Patterns

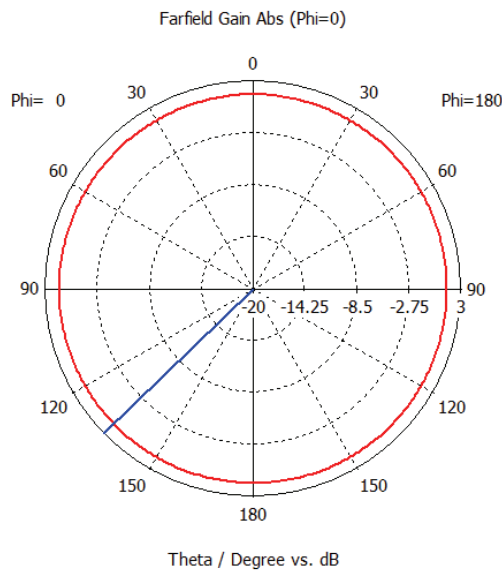
Horizontal



farfield (f=0.17) [1]

Frequency = 0.17
Main lobe magnitude = 1.4 dB
Main lobe direction = 179.0 deg.
Angular width (3 dB) = 86.3 deg.

Vertical



farfield (f=0.17) [1]


Frequency = 0.17
Main lobe magnitude = 1.4 dB
Main lobe direction = 134.0 deg.

WiMo Antennen und Elektronik GmbH

Am Gäxwald 14, D-76863 Herxheim Tel. (07276) 96680 FAX 9668-11


<http://www.wimo.com>

e-mail: info@wimo.com

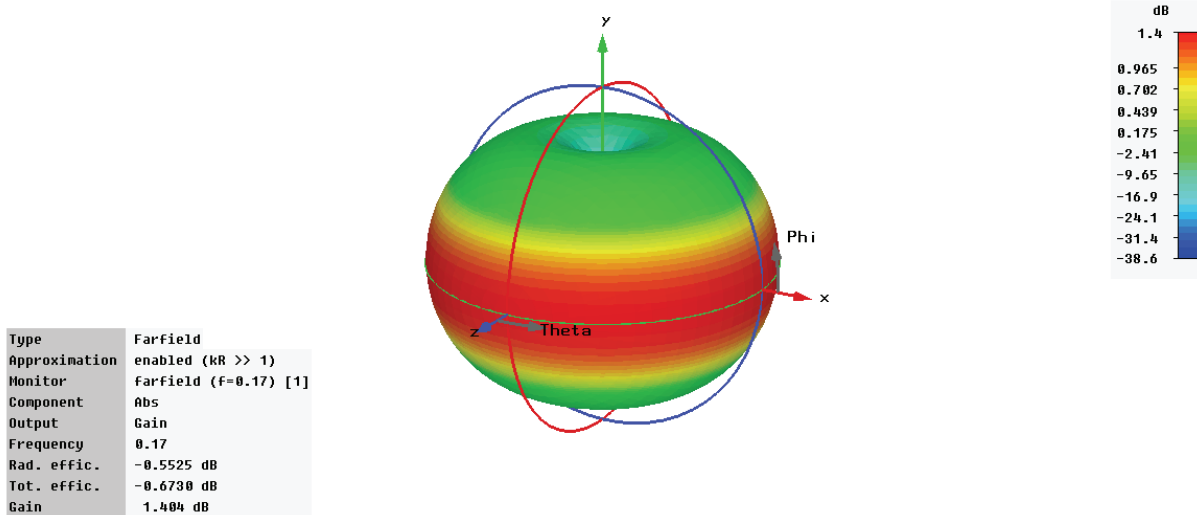


Quarterwave Antennas 140-400 MHz

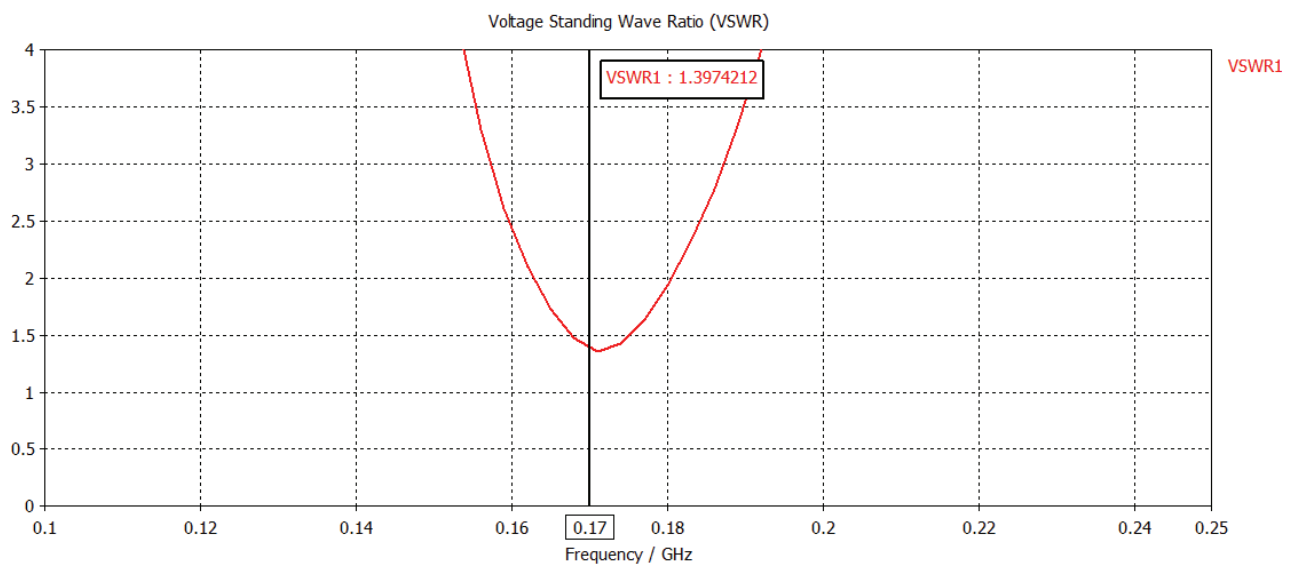
type 13204



3D pattern



VSWR simulation (170 MHz)



WiMo Antennen und Elektronik GmbH

Am Gäxwald 14, D-76863 Herxheim Tel. (07276) 96680 FAX 9668-11

<http://www.wimo.com>

e-mail: info@wimo.com