

## Vertigo V33

**High Performance tapered vertical**

**Model: V-33  
18484.0122**



Top Plate

Adjust height of top plate to suit ATU

Slot and drill hole for mounting ATU

Rear of U-bolts to mast

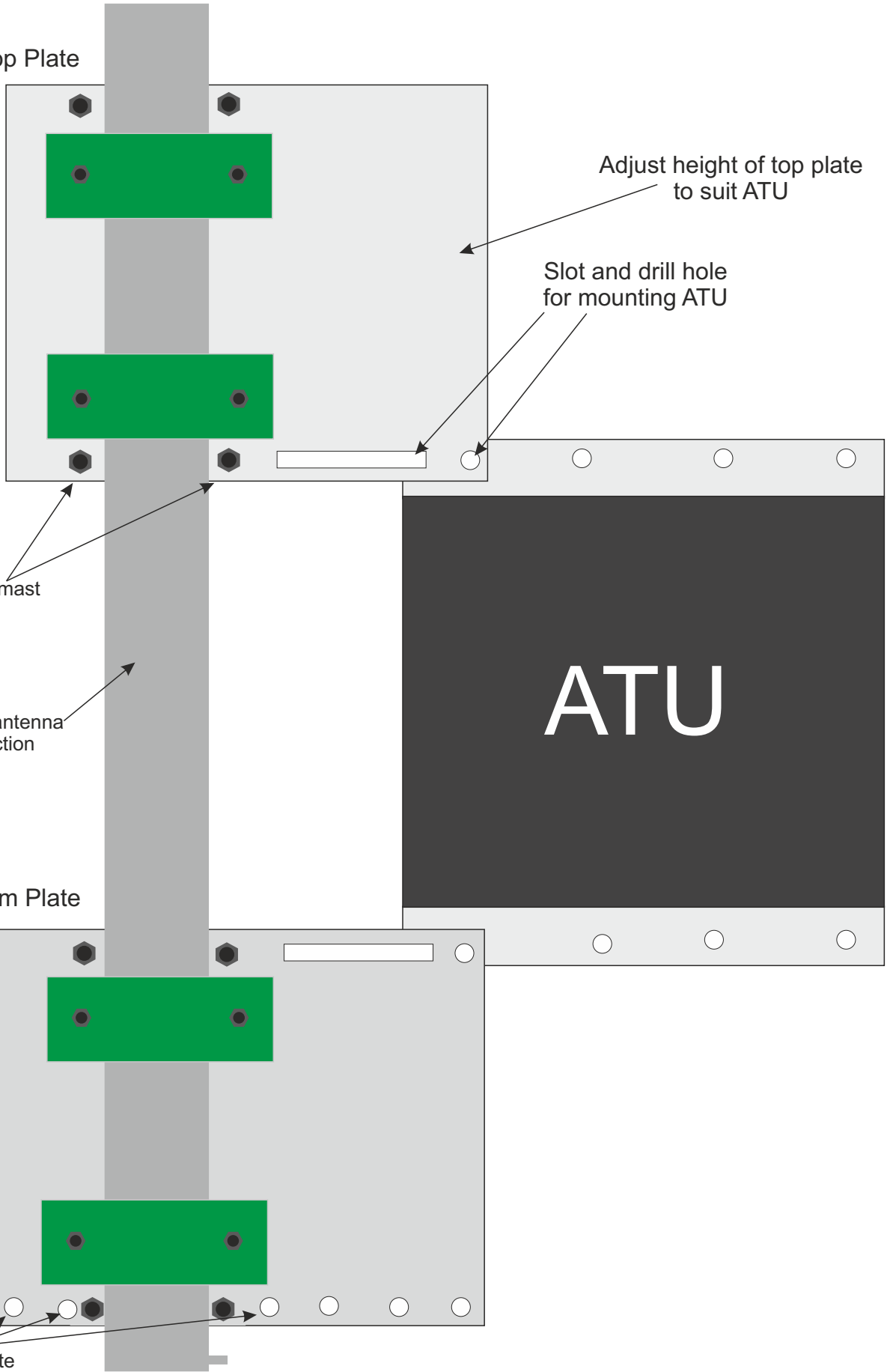
Main antenna section

Bottom Plate

ATU

Holes in bottom plate for attaching to radials

Connection to antenna here with bolt



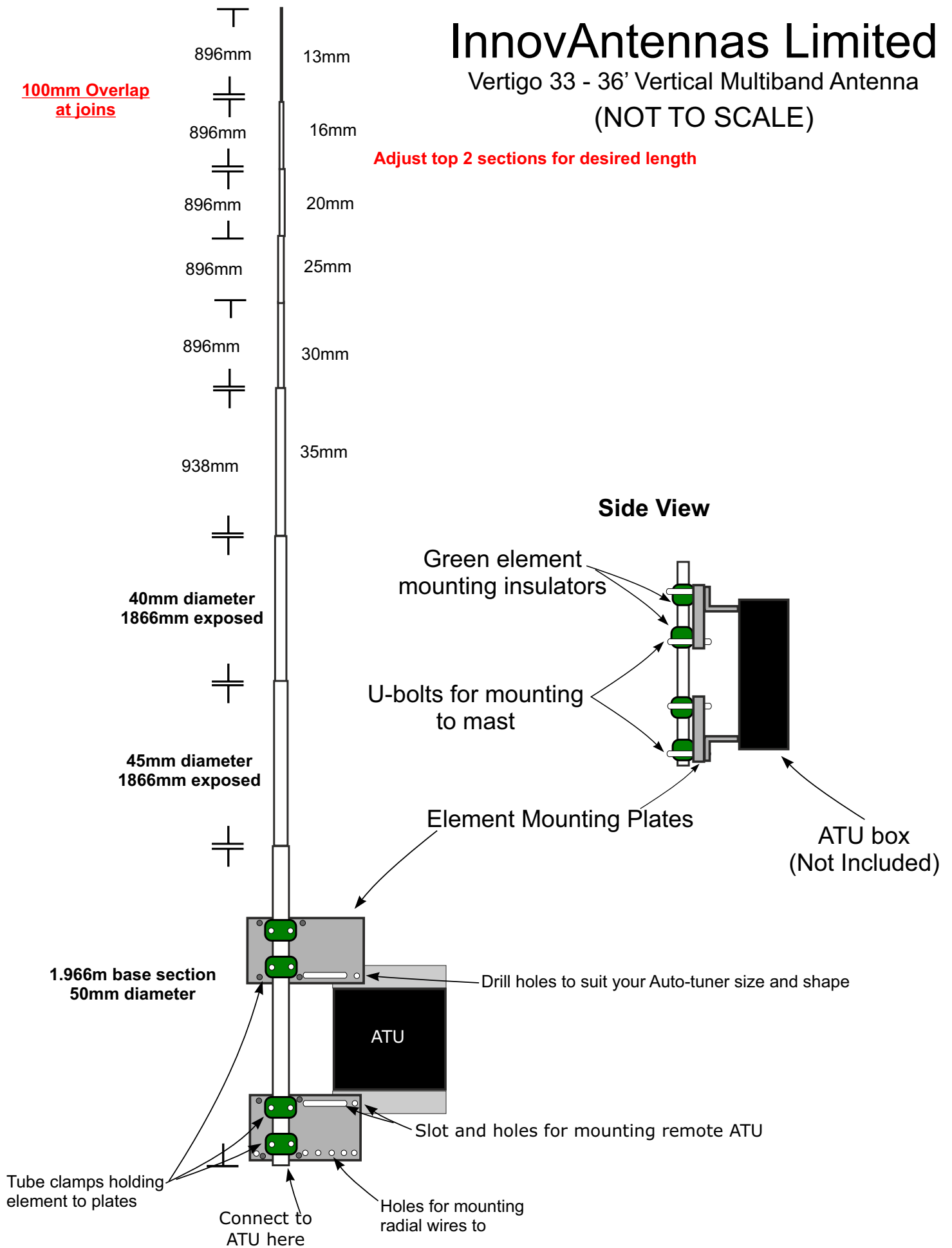
# InnovAntennas Limited

Vertigo 33 - 36' Vertical Multiband Antenna

(NOT TO SCALE)

Adjust top 2 sections for desired length

100mm Overlap at joins



Element Length : 11.17m un-adjusted

Safe wind speed 100MPH+

**No guying required**

All fixtures and fittings are Stainless Steel (A4)

Firstly, the final length is not critical unless you are using on one specific band with tuned radials and not using any ATU. The antenna sections have been built using heavy duty hose style clamps in order that a constant contact patch exists around the antenna at each joint and also, any adjustments can be made that will allow for extension far beyond 43'.

There is approximately 100mm of overlap per join. Any overlap between 50mm and 200mm can be used at any point and this means the antenna can be adjusted to different heights or the tapering change to suit conditions and mounting. For example, if you do not have a large, solid base and are in a windy location, bottom sections of the antenna could be arranged with 200mm+ of overlap at each joint with the top sections being 50mm or so. This will mean the antenna will get smaller more quickly and will be much more 'whippy' and thus, transfer less stresses to the base.

On the other hand, the antenna could be arrange with 50mm overlap in the bottom sections and much more overlaps at the top in order the antenna will taper more slowly and thus, have less movement when windy but this arrangement will require a very sturdy base to mount the antenna upon.

Note: Individual section lengths may vary from that on the drawing. Total length will exceed 33' when all sections fully extended.

The base (thickest) tube has an M6 hole it is for connecting to any ATU or coax cable. Generally the remote ATU will have an SO239 connector and two ring terminals for connection to an antenna. The inner or 'hot' side connects to the vertical section while the outer core connects to the bottom plate.

## **Plates**












The bottom plate is the diagram is the plate going closest to the ground. This has a set of holes running along the bottom plate and these are to connect any radial wires to. Next upward and left side is a set of 6 x M8 holes. These are for the U-bolts that hold the plates to the mast. The standard is for 2" U-bolts, second in and far holes. Optional 3" U-bolts can be used on the outer 2 holes to bolt the plates to a larger mast.

The slot section at the top is for the remote ATU mounting. This slot allows for any pitch on any ATU to be mounted and the distance between top and bottom plates also adjusted on the mast/antenna to suit.

The far set of 4 holes are for the large 2" insulators that hold the vertical element in place, 2 per plate.

PACKING LIST












**BAG #1**

PART #	PART IMAGE	DESCRIPTION	SIZES	QUANTITY
A-0163		U-Bolt	50mm, M8	4
23035.50		Saddle Clamp	50mm	4
S127-98		DIN 127 WASHER	M8	8
S934-98		DIN 934 NUT	M8	8
S912-9680		Allen DIN 912 Screw	M6x80mm	8
EAHYP050		Plastic Blocks	50mm Ø	4
S127-96		DIN 127	M6	16
S985-906		DIN 985	M6	8
S934-96		DIN 934	M6	8
S912-9630		Allen DIN 912 Screw	M6x30mm	8
EA01AVMAL		FEED JOINT SET		1

# BAG #1

PART #	PART IMAGE	DESCRIPTION	MEDIDAS SIZES	QUANTITY
P0100033		HOSE CLAMP	16mm	1
P0100001		HOSE CLAMP	20mm	1
P0100003		HOSE CLAMP	25mm	1
P0100006		HOSE CLAMP	30mm	1
P0100008		HOSE CLAMP	35mm	1
P0100009		HOSE CLAMP	40mm	1
P0100011		HOSE CLAMP	45mm	1
P0100012		HOSE CLAMP	50mm	1

# PARTS LIST

PART #	PART IMAGE	DESCRIPTION	SIZES	QUANTITY
VERTIGO33 #13			996mm x 13mm	1
VERTIGO33 #16			996mm x 16mm	1
VERTIGO33 #20			996mm x 20mm	1
VERTIGO33 #25			996mm x 25mm	1
VERTIGO33 #30			996mm x 30mm	1
VERTIGO33 #35			1038mm x 35mm	1
VERTIGO33 #40			1966mm x 40mm	1
VERTIGO33 #45			1966mm x 45mm	1
VERTIGO33 #50			1966mm x 50mm	1
EA010326		PLATE #1	235x100x6mm	1
EA010326		PLATE #2	235x100x6mm	1